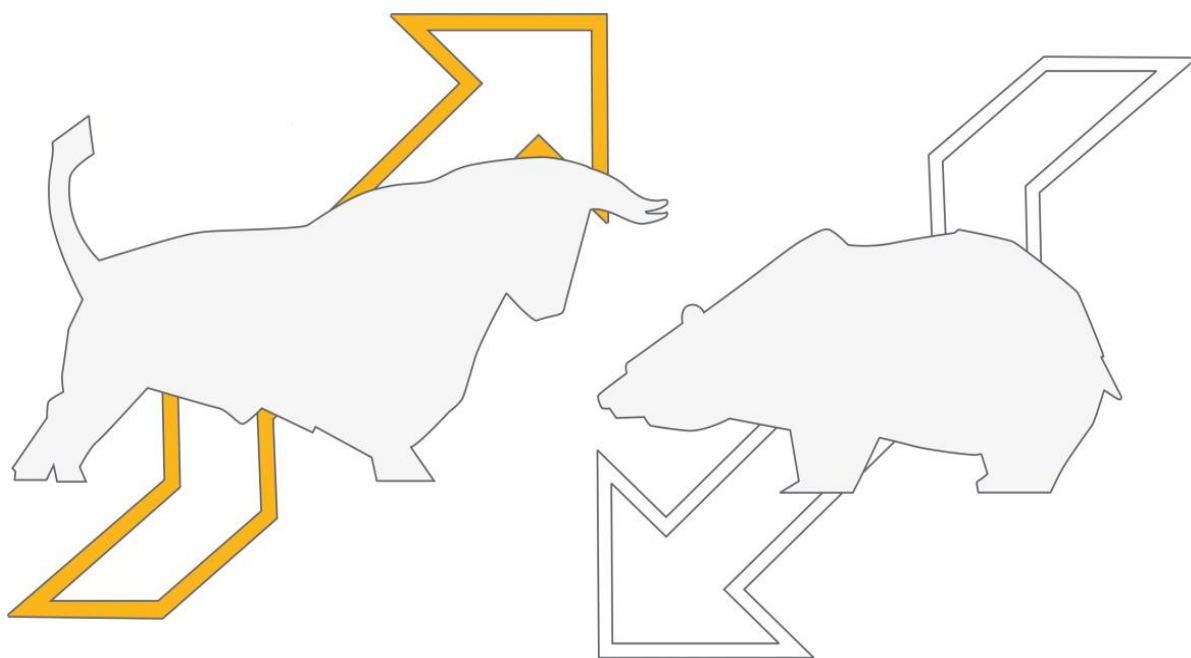




# Equity Market Radiance






Sensex 57362.20 ↓(0.41%)

Nifty 17153.00 ↓(0.40%)

Monday, March 28, 2022

Market Indicators			Nifty -Techni Views . . .	
FII-Cash (mln)		-15073.70		
F&O (mln)		-2248.00		
Domestic (mln)		13730.20		
PCR		0.80		
Advances		717		
Declines		1415		
Supp.	Resist	Pivot	<p>Couple of mix candle on the daily chart indicates consolidation in the index.100 DEMA acted as a support. Selected momentum indicators RSI and SO have seen with negative sign. Therefore we suggest to adopting stock specific approach for a day.</p>	
17000	17360	17175		
16910	17490			

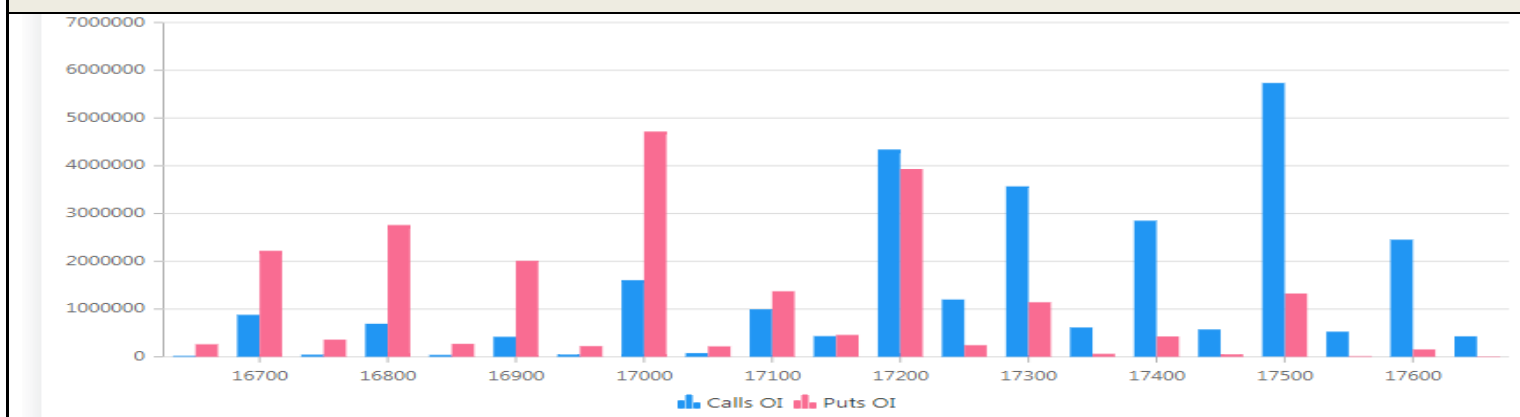
### Most active call option

Strike	LTP	Previous price	Current OI	change in OI	change in price
17200	177	232.80	41.66	10.62	-55.8
17500	57.1	93.25	55.59	13.59	-36.15
17300	128	177.95	33.70	7.80	-49.95
17400	88.15	130.30	28.15	11.90	-42.15
18000	5.85	11.40	79.39	23.11	-5.55

### Most active Put option

Strike	LTP	Previous price	Current OI	change in OI	change in price
17200	162.5	189.25	37.64	3.10	-26.75
17000	90.6	119.60	46.77	8.94	-29
17100	121.35	150.90	13.48	2.87	-29.55
16900	67.5	92.75	19.33	3.30	-25.25
16800	48.75	73.15	27.42	4.05	-24.4

### Nifty Open interest analysis





Banknifty 35410.10 ↓(0.33%)

Monday, March 28, 2022





Monday, March 28, 2022

Top Gainers			Top Losers		
Nifty gainer	Close	(%) change	Nifty Looser	Close	(%) change
BAJAJ-AUTO	3,652.00	1.90	TITAN	2,530.00	-3.38
ADANI PORTS	744.50	1.51	TECHM	1,533.50	-2.23
SBIN	491.80	0.96	MARUTI	7,429.00	-1.69
RELIANCE	2,600.90	0.86	IOC	118.85	-1.45
ASIANPAINT	3,047.00	0.72	EICHERMOT	2,337.00	-1.38

ADR Price movement				
Company Name	CMP	Prev. Price	Price change	(%) change
Infosys ADR	24.73	24.67	0.06	0.24
ICICI Bank ADR	18.19	18.26	-0.07	-0.38
Wipro ADR	7.900	7.930	-0.03	-0.38
HDFC Bank ADR	60.28	60.80	-0.52	-0.86
Dr. Reddy's Labs ADR	56.25	56.22	0.03	0.05

GDR Price movement				
Company Name	CMP	Prev. Price	Price change	(%) change
AXISBANK	48.00	48.00	0.00	0.00
GAIL	11.90	11.55	0.35	3.03
Larsen & Toubro Ltd	22.80	23.05	-0.25	-1.08
M&M	10.15	10.00	0.15	1.50
RELIANCE	4.00	67.80	0.00	0.00

F&O - Long buildup / Short covering					F&O - Short buildup / Long square up				
Stocks	Price Change		O I change		Stocks	Price Change		O I change	
	(₹)	(%)	(shares in Lacs)	(%)		(₹)	(%)	(shares in Lacs)	(%)
ADANI PORTS	746	1.37%	79.69	19.47%	INDUSTOWER	202.25	-5.75%	38.67	19.09%
CONCOR	687.1	10.18%	10.06	19.04%	UBL	1450	-0.34%	1.10	9.57%
ADANI ENT	1873	2.07%	28.38	16.67%	UPL	794	-0.88%	12.36	7.68%
HINDALCO	621.75	0.03%	54.01	16.66%	MCDOWELL-N	887.6	-2.32%	8.59	7.45%
ALKEM	3614.6	0.09%	0.18	14.86%	CROMPTON	376.35	-0.79%	3.05	6.89%

Indices	Close	(%) change	Trend
Nifty IT	36152.30	-1.00	Positive
Nifty Pharma	13607	-0.86	Consolidation
Nifty Auto	10354.10	-0.56	Consolidation
Nifty Metal	6500.20	0.03	Positive





## Daily Pivot Report

Monday, March 28, 2022

Counters	Close	Support Levels			Pivot	Resistance Levels		
		III	II	I		I	II	III
SENSEX	57362	55946	56691	57027	57436	57772	58181	58926
BANKNIFTY (F)	35559	34477	35006	35283	35535	35812	36064	36593
NIFTY (F)	17194	16796	16996	17095	17195	17295	17395	17595
NIFTY (C)	17153	16738	16956	17055	17175	17273	17393	17612
ADANIPTS	743	706	723	733	740	750	757	774
ASIANPAINT	3047	2887	2961	3004	3034	3077	3108	3181
AXISBANK	721	699	710	716	721	727	732	743
BAJAJ-AUTO	3654	3501	3568	3611	3635	3678	3702	3769
BAJFINANCE	6974	6739	6866	6920	6994	7047	7121	7249
BAJAJFINSV	16333	15838	16098	16216	16358	16475	16618	16878
BPCL	360	348	355	357	361	364	367	374
BHARTIARTL	709	693	701	705	710	714	718	727
BRITANNIA	3095	3000	3048	3071	3097	3120	3146	3194
CIPLA	1014	963	990	1002	1018	1029	1045	1072
COALINDIA	186	178	182	184	187	188	191	195
DIVISLAB	4454	4265	4365	4409	4465	4509	4565	4665
DRREDDY	4361	4172	4257	4309	4342	4394	4427	4512
EICHERMOT	2337	2221	2286	2311	2351	2376	2415	2480
GRASIM	1591	1517	1555	1573	1592	1611	1630	1668
HCLTECH	1179	1137	1161	1170	1185	1194	1208	1232
HDFCBANK	1431	1368	1401	1416	1434	1449	1467	1500
HDFCLIFE	520	502	512	516	522	526	532	542
HEROMOTOCO	2378	2252	2323	2351	2394	2422	2466	2537
HINDALCO	623	595	609	616	623	630	638	652
HINDUNILVR	1953	1894	1926	1940	1958	1972	1990	2022
HDFC	2303	2205	2257	2280	2310	2332	2362	2414
ICICIBANK	699	682	691	695	701	705	710	720
ITC	253	240	246	250	253	256	259	266





## Daily Pivot Report

Counters	Close	Support Levels			Pivot	Resistance Levels		
		III	II	I		I	II	III
IOC	119	115	117	118	119	120	122	124
INDUSINDBK	926	891	908	917	925	934	942	960
INFY	1877	1804	1840	1858	1876	1894	1912	1948
JSWSTEEL	721	687	703	712	719	728	736	752
KOTAKBANK	1722	1682	1702	1712	1722	1732	1742	1762
LT	1751	1678	1717	1734	1756	1773	1795	1834
M&M	765	736	751	758	765	772	780	795
MARUTI	7415	7133	7290	7353	7448	7510	7605	7762
NTPC	135	131	133	134	135	136	137	139
NESTLEIND	17161	16432	16835	16998	17238	17401	17641	18044
ONGC	176	168	173	174	177	178	181	185
POWERGRID	210	201	205	207	209	211	213	217
RELIANCE	2596	2518	2557	2577	2596	2616	2635	2674
SBILIFE	1093	1062	1077	1085	1093	1101	1109	1125
SHREECEM	23259	22612	22957	23108	23302	23453	23647	23992
SBIN	491	477	484	487	490	494	497	504
SUNPHARMA	902	867	886	894	905	913	923	942
TCS	3707	3505	3612	3660	3720	3767	3827	3935
TATACONSUME	733	665	696	715	727	746	759	790
TATAMOTORS	432	414	423	428	432	437	442	451
TATASTEEL	1339	1281	1314	1326	1346	1359	1379	1411
TECHM	1531	1438	1490	1510	1543	1563	1595	1648
TITAN	2524	2327	2443	2483	2559	2599	2675	2791
UPL	799	756	779	789	802	812	824	847
ULTRACEMCO	6313	6116	6223	6268	6329	6374	6436	6542
WIPRO	603	571	588	596	605	612	622	638





## Board Meetings (28.03.2022)

Scrip Name	Industry	Meeting Purpose
AMBITION	Paper & Paper Products	Quarterly Results
BARBEQUE	Restaurants	General
DISAQ	Industrial Machinery	Interim Dividend
DOLFIN	Auto Tyres & Rubber Products	Bonus issue; Increase in Authorised Capital; General
EKI	Consulting Services	Interim Dividend
ELCIDIN	Diversified Commercial Services	Voluntary Delisting of Shares
HALDYNGL	Containers & Packaging	General
INDRANIB	Other Agricultural Products	General; Preferential Issue of shares
JAIMATAG	Construction Materials	General
JYOTIRES	Specialty Chemicals	General
KAMAHOLD	Holding Companies	Interim Dividend
LACTOSE	Other Food Products	Preferential Issue of shares
RRIL	Textiles	Scheme of Arrangement
SEAMECLTD	Shipping	Scheme of Arrangement
SUDARSCHEM	Specialty Chemicals	General
SUKHJITS	Other Agricultural Products	Preferential Issue of shares
UNISON	Iron & Steel Products	General

## Corporate Action

Scrip Code	Scrip Name	Ex-Date	Actions
526729	GOLDIAM	28-Mar-22	Stock Split From Rs.10/- to Rs.2/-
500113	SAIL	28-Mar-22	Interim Dividend - Rs. - 2.5000
540135	ARCFIN	29-Mar-22	Stock Split From Rs.10/- to Rs.1/-
500048	BEML	29-Mar-22	Interim Dividend - Rs. - 5.0000
542918	GIANLIFE	29-Mar-22	Bonus issue 6:5
540530	HUDCO	29-Mar-22	Interim Dividend - Rs. - 0.7500
512522	NEPTEXP	29-Mar-22	Amalgamation
508924	NORTHPR	29-Mar-22	Amalgamation
540719	SBILIFE	29-Mar-22	Interim Dividend - Rs. - 2.0000
520056	SUNCLAYLTD	29-Mar-22	Interim Dividend - Rs. - 44.0000
512011	TEATIME	29-Mar-22	Amalgamation
540615	7NR	30-Mar-22	Stock Split From Rs.10/- to Rs.1/-
500425	AMBUJACEM	30-Mar-22	Final Dividend - Rs. - 6.3000
500092	CRISIL	30-Mar-22	Final Dividend - Rs. - 15.0000
500092	CRISIL	30-Mar-22	Special Dividend - Rs. - 7.0000





## Corporate Action

Scrip Code	Scrip Name	Ex-Date	Actions
500119	DHAMPURSUG	30-Mar-22	Interim Dividend - Rs. - 6.0000
538788	GILADAFINS	30-Mar-22	Stock Split From Rs.10/- to Rs.5/-
538788	GILADAFINS	30-Mar-22	Bonus issue 1:1
543066	SBICARD	30-Mar-22	Interim Dividend - Rs. - 2.5000
542812	FLUOROCHEM	31-Mar-22	Interim Dividend - Rs. - 2.0000
500410	ACC	04-Apr-22	Final Dividend - Rs. - 58.0000
532468	KAMAHOLD	04-Apr-22	Interim Dividend
543194	NIRMITTEE	04-Apr-22	E.G.M.
500068	DISAQ	07-Apr-22	Interim Dividend
532610	DWARKESH	07-Apr-22	Interim Dividend
543284	EKI	07-Apr-22	Interim Dividend
532154	JOHNPHARMA	07-Apr-22	Bonus issue 1:10
530627	VIPULORG	07-Apr-22	Bonus issue 1:4
506590	PCBL	11-Apr-22	Stock Split From Rs.2/- to Rs.1/-
500674	SANOFI	12-Apr-22	Final Dividend - Rs. - 181.0000
500674	SANOFI	12-Apr-22	Special Dividend - Rs. - 309.0000
532756	MAHINDCIE	13-Apr-22	Final Dividend - Rs. - 2.5000
505790	SCHAEFFLER	19-Apr-22	Dividend - Rs. - 16.0000
509820	HUHTAMAKI	20-Apr-22	Dividend - Rs. - 1.0000
541163	SANDHAR	20-Apr-22	E.G.M.
500790	NESTLEIND	21-Apr-22	Final Dividend - Rs. - 65.0000
500002	ABB	27-Apr-22	Final Dividend - Rs. - 5.2000
539470	SHREEGANES	27-Apr-22	Bonus issue 1:1
520113	VESUVIUS	28-Apr-22	Dividend - Rs. - 8.0000







28.03.2022

**Equity Research Open Recommendation**

Initiated Date	Scrip Name	Product Type	Recommendation	Initiated Price	Max.Risk /Stop Loss	Max.Profit /Target
23.03.2022	DELTA CORP	Transcend	Buy	310.50	290.50	330.50/350.50
04.02.2022	KALPTARU POWER	Transcend	Buy	405.50	345	465/525
10.03.2022	BEL	Transcend	Buy	220.60	187.90	250/280
11.03.2022	HCLTECH	Smart picks	Buy	1202	1139	1275/1340
23.03.2022	OBEROI REALITY	Smart picks	Buy	925	870	975/1030
21.03.2022	AEGISCHEM	Smart picks	Buy	201.70	188.70	214.70/227.70
22.03.2022	RAYMOND	Power Trade	Buy	776.05	746.50	808/839

**Derivative Research Open Recommendation**

Initiated Date	Scrip Name	Product Type	Recommendation	Strike	Initiated Price	Max.Risk /Stop Loss	Max.Profit /Target
02.03.2022	IOC	Option Squad	Buy	105PE	3	1.30	2.70
			Sell	100PE	1.70		
23.03.2022	CUB	Option Squad	Buy	125CE	3.40	2	3
			Sell	130CE	1.40		
24.03.2022	JSWSTEEL	Option Squad	Buy	720CE	17.50	10.90	19.10
			Sell	750CE	6.60		
25.03.2022	INDHOTEL	Elite Future	Buy	-	230.50	218.50	242.50/254.50

**Derivative Research Closed Recommendation**

Initiated Date	Scrip Name	Product Type	Recommendation	Strike	Initiated Price	Exit	Gross profit and loss
23.03.2022	TATA STEEL	Option Striker	Buy	1340CE	40	46	2550

**Equity Research Closed Recommendation**

Initiated Date	Scrip Name	Product Type	Recommendation	Initiated Price	Exit	Gross profit and loss
24.03.2022	VIP INDUSTRIES LTD	Smart picks	Buy	662	685	3474





## Research Analyst Disclaimer

### Term of Use:

Marwadi Shares and Finance Limited, (Hereinafter referred to as "MARWADI") is regulated by the Securities and Exchange Board of India ("SEBI") and is licensed to carry on the business of broking, depository services and related activities. The business of MARWADI and its Associates (list available on [www.marwadionline.com](http://www.marwadionline.com)) are organized in business of – Commodities, Financial Markets and Merchant Banking. This Report has been prepared by Marwadi Shares and Finance Limited in the capacity of a Research Analyst having SEBI Registration No. INH000002186 and distributed as per SEBI (Research Analysts) Regulations 2014.

You agree and understand that the information and material contained in this website implies and constitutes your consent to the terms and conditions mentioned below.

The content of the site and the interpretation of data are solely the personal views of the contributors. MARWADI reserves the right to make modifications and alterations to the content of the website. Users are advised to use the data for the purpose of information only and rely on their own judgment while making investment decisions. The investments discussed or recommended may not be suitable for all investors.

Trading is inherently risky and you agree to assume complete and full responsibility for the outcomes of all trading decisions that you make, including but not limited to loss of capital. None of the trading calls given by MARWADI should be construed as an offer to buy or sell any financial instruments, nor advice to do so. All comments and posts made by MARWADI and employees/owners are for information purposes only and under no circumstances should be used for actual trading. Under no circumstances should anyone make trading decisions based solely on the information discussed herein. It is informational in nature.

MARWADI, its management, and/or their employees take no responsibility for the veracity, validity and the correctness of the recommendations or other information or research. Although we attempt to research thoroughly on information provided herein, there are no guarantees in accuracy. The information presented on the site has been gathered from various sources believed to be providing correct information. MARWADI, its management, and/or employees are not responsible for errors, inaccuracies if any in the content provided on the site. Any prediction made on the direction of the stock market or on the direction of individual stocks may prove to be incorrect. Users/visitors are expected to refer to other investment resources to verify the accuracy of the data posted on this site on their own.

The content of the website cannot be copied, reproduced, republished, uploaded, posted, transmitted or distributed for any non-personal use without obtaining prior permission from MARWADI. We reserve the right to terminate the accounts of subscribers/customers, who violate the proprietary rights, in addition to necessary legal action.

There are risks associated with utilizing internet and short messaging system (SMS) based information and research dissemination services. Subscribers are advised to understand that the services can fail due to failure of hardware, software, and Internet connection. While we ensure that the messages are delivered in time to the subscribers Mobile Network, the delivery of these messages to the customer's mobile phone/handset is the responsibility of the customer's Mobile Network. SMS may be delayed and/or not delivered to the customer's mobile phone/handset on certain days, owing to technical reasons that can only be addressed by the customer's Mobile Network, and MARWADI and its employees cannot be held responsible for the same in any case.

MARWADI and its owners/affiliates are not liable for damages caused by any performance, failure of performance, error, omission, interruption, deletion, defect, delay in transmission or operations, computer virus, communications line failure, and unauthorized access to the personal accounts. MARWADI is not responsible for any technical failure or malfunctioning of the software or delays of any kind. We are also not responsible for non-receipt of registration details or e-mails. Users shall bear all responsibility of keeping the password secure. MARWADI is not responsible for the loss or misuse of the password.

MARWADI is not responsible for the content of any of the linked sites. By providing access to other web-sites, MARWADI is neither recommending nor endorsing the content available in the linked websites.

You agree that the information gathered from your profile will be used to enhance your experience on the website. We will not rent or sell the profile to any third party. In case of a contest or a promotion scheme, we reserve the right to share the users profile with the sponsors. In the event of necessary credit checks and collection of payments, MARWADI can disclose such information to other authorities in good faith.

This website is for the exclusive purpose of transactions to be carried out within the territorial jurisdiction of India and all such transactions shall be governed by the laws in India. Notice is hereby given that Non Resident Indians (NRI's) and Foreign Nationals accessing this web site and opting to transact thereon shall do so after due verification at their end of their eligibility to do so. MARWADI undertakes no responsibility for such pre-eligibility of qualification on part of Non-Resident Indians (NRI's) or Foreign Nationals to transact on this website.

### GOVERNING LAW:

Transactions between you and MARWADI shall be governed by and construed in accordance with the laws of India. Any litigation regarding this agreement or any transaction between customer and MARWADI or any action at law or in equity arising out of or relating to these agreement or transaction shall be filed only in the Competent Courts of Rajkot and the customer hereby agrees, consents and submits to the jurisdiction of such courts for the purpose of litigating any such action.

### Exchanges Disclaimer:

No exchange\* shall in any manner be answerable, responsible or liable to any person or persons for any acts of omission or commission, errors, mistakes and/or violation, actual or perceived, by us or our partners, agents, associates etc, of any of the Rules, Regulations, Bye-laws of any of the exchanges, SEBI Act or any other laws in force from time to time.

None of the exchanges are liable for any information on this Website or for any services rendered by us, our employees, and our servants.

\* Exchanges here include all the Exchanges of which MARWADI is a Member currently or can become a

member in future. If you do not agree to any of the terms mentioned in this agreement, you should exit the

site.

### STANDARD DISCLOSURES AS PER RESEARCH ANALYSTS REGULATIONS, 2014

#### DISCLAIMER/DISCLOSURES ANALYST CERTIFICATION

We, Jay Thakkar (Head of Research) and Analysts, MARWADI Research Team, hereby certify that the views expressed in this report are purely our views taken in an unbiased manner out of information available to the public and believing it to be reliable. No part of our compensation is or was or in future will be linked to specific view/s or recommendation(s) expressed by us in this research report. All the views expressed herewith are our personal views on all the aspects covered in this report.





## Ratings Methodology

Analysts' ratings and the corresponding expected returns take into account our definitions of Large Caps (>₹ 300 Billion) and Mid/Small Caps (<₹ 300 Billion) or SEBI definition vide its circular SEBI/HO/IMD/DF3/CIR/P/2017/114 dated 6th October 2017, whichever is higher and as described in the Ratings Table below:

Ratings Guide (12 months)	Buy	Hold	Sell
Large Caps (>₹ 300Bn.)	15%	5%-10%	Below 5%
Mid/Small Caps (<₹ 300 Bn.)	20%	10%-15%	Below 10%

## MARWADI Investment Rating:

The ratings above have been prescribed on a potential returns basis with a timeline of up to 12 months. At times, the same may fall out of the price range due to market price movements and/or volatility in the short term. The same shall be reviewed from time to time by MARWADI. The addressee(s) decision to buy or sell a security should be based upon his/her personal investment objectives and should be made only after evaluating the stocks' expected performance and associated risks.

## Terms and conditions and other disclosures:

Marwadi Share and Finance Limited, (hereinafter referred to as "MARWADI") is engaged in the business of Stock Broking, and Depository Participant. This document has been prepared by the Research Division of MARWADI and is meant for use by the recipient only as information and is not for circulation. This document is not to be reported or copied or made available to others without prior permission of MARWADI. It should not be considered or taken as an offer to sell or a solicitation to buy or sell any security.

The information contained in this report has been obtained from sources that are considered to be reliable. However, MARWADI has not independently verified the accuracy or completeness of the same. Neither MARWADI nor any of its affiliates, its directors or its employees accepts any responsibility of whatsoever nature for the information, statements and opinion given, made available or expressed herein or for any omission therein.

Recipients of this report should be aware that past performance is not necessarily a guide to future performance and value of investments can go down as well. The suitability or otherwise of any investments will depend upon the recipient's particular circumstances and, in case of doubt, advice should be sought from an independent expert/advisor.

Either MARWADI or its affiliates or its directors or its employees or its representatives or its clients or their relatives may have position(s), make market, act as principal or engage in transactions of securities of companies referred to in this report and they may have used the research material prior to publication.

MARWADI submits that no material disciplinary action has been taken on us by any Regulatory Authority impacting Equity Research Analysis activities.

MARWADI or its research analysts or its associates or his relatives do not have any financial interest in the subject company. MARWADI or its research analysts or its associates or his relatives do not have actual/beneficial ownership of one per cent or more securities of the subject company at the end of the month immediately preceding the date of publication of the research report. MARWADI or its research analysts or its associates or his relatives do not have any material conflict of interest at the time of publication of the research report. MARWADI or its associates have not received any compensation from the subject company in the past twelve months.

MARWADI or its associates have not managed or co-managed public offering of securities for the subject company in the past twelve months or mandated by the subject company for any other assignment in the past twelve months. MARWADI or its associates have not received any compensation for brokerage services from the subject company in the past twelve months.

MARWADI or its associates have not received any compensation for products or services other than investment banking or merchant banking or brokerage services from the subject company in the past twelve months. MARWADI or its associates have not received any compensation or other benefits from the subject company or third party in connection with the research report.

MARWADI encourages independence in research report preparation and strives to minimize conflict in preparation of research report. MARWADI or its analysts did not receive any compensation or other benefits from the subject Company or third party in connection with the preparation of the research report. MARWADI or its Research Analysts do not have any material conflict of interest at the time of publication of this report.

MARWADI or its research analysts have not engaged in market making activity for the subject company. Our sales people, traders, and other professionals or affiliates may provide oral or written market commentary or trading strategies to our clients that reflect opinions that are contrary to the opinions expressed herein, and our proprietary trading and investing businesses may make investment decisions that are inconsistent with the recommendations expressed herein. In reviewing these materials, you should be aware that any or all the foregoing, among other things, may give rise to real or potential conflicts of interest.

MARWADI and its associates, their directors and employees may (a) from time to time, have a long or short position in, and buy or sell the securities of the subject company or (b) be engaged in any other transaction involving such securities and earn brokerage or other compensation or act as a market maker in the financial instruments of the subject company or act as an advisor or lender/borrower to the subject company or may have any other potential conflict of interests with respect to any recommendation and other related information and opinions.

MARWADI does not claim to be an invitation or an offer to buy or sell any financial instrument. Our Clients (Paid Or Unpaid), Any third party or anyone else have no rights to forward or share our calls or SMS or Reports or Any Information Provided by us to/with anyone which is received directly or indirectly by them. If found so then Serious Legal Actions can be taken. By accessing [www.marwadionline.com](http://www.marwadionline.com) or any of its associate/group sites, you have read, understood and agree to be legally bound by the terms of the following disclaimer and user agreement. The views and investment tips expressed by investment experts through sms or on [www.marwadionline.com](http://www.marwadionline.com) are their own, and not that of the website or its management. [www.marwadionline.com](http://www.marwadionline.com) advises users to check with certified experts before taking any investment decision.

Stock trading is inherently risky and you agree to assume complete and full responsibility for the outcomes of all trading decisions that you make, including but not limited to loss of capital. None of the stock trading calls made by [www.marwadionline.com](http://www.marwadionline.com) should be construed as an offer to buy or sell securities, nor advice to do so. All comments and posts made by [www.marwadionline.com](http://www.marwadionline.com), and employees/owners are for information purposes only and under no circumstances should be used for actual trading. Under no circumstances should any person at this site make trading decisions based solely on the information discussed herein. You agree to not make actual stock trades based on comments on the site, nor on any techniques presented nor discussed in this site or any other form of information presentation. All information is for educational and informational use only. You agree to consult with a registered investment advisor, prior to making any trading decision of any kind. You agree, by accessing this or any associated site, [www.marwadionline.com](http://www.marwadionline.com) bears no liability for any postings on the website or actions of associate site. We reserve the right to deny service to anyone. You, and not [www.marwadionline.com](http://www.marwadionline.com), assume the entire cost and risk of any trading you are suggested to undertake. You are solely responsible for making your own investment decisions. If you choose to engage in such transactions with or without seeking advice from a licensed and qualified financial advisor or entity, then such decision and any consequences flowing therefrom are your sole responsibility. The information and commentaries are not meant to be an endorsement or offering of any stock purchase. They are meant to be a guide only, which must be tempered by the investment experience and independent decision-making process of the subscriber. [www.marwadionline.com](http://www.marwadionline.com) or any employees are in no way liable for the use of the information by others in investing or trading in investment vehicles utilizing the principles disclosed herein. The materials and information in, and provided by, this site is not, and should not be construed as an offer to buy or sell any of the securities named in materials, services, or on-line postings.

We encourage all investors to use the information on the site as a resource only to further their own research on all featured companies, stocks, sectors, markets and information presented on the site.





**Copyright:**

This report is strictly confidential and is being furnished to you solely for your information. All material presented in this report, unless specifically indicated otherwise, is under copyright to MARWADI. None of the material, its content, or any copy of such material or content, may be altered in any way, transmitted, copied or reproduced (in whole or in part) or redistributed in any form to any other party, without the prior express written permission of MARWADI. All trademarks, service marks and logos used in this report are trademarks or service marks or registered trademarks or service marks of MARWADI or its affiliates, unless specifically mentioned otherwise.

**Statements on ownership and material conflicts of interest, compensation - MARWADI and Associates**

Sr. No.	Statement	Answers to the Best of the knowledge and belief of the MARWADI/ its Associates/ Research Analyst who is preparing this report
1	MARWADI/its Associates/ Research Analyst/ his Relative have any financial interest in the subject company? Nature of Interest (if applicable), is given against the company's name?.	NO
2	MARWADI/its Associates/ Research Analyst/ his Relative have actual/beneficial ownership of one per cent or more securities of the subject company, at the end of the month immediately preceding the date of publication of the research report or date of the public appearance?.	NO
3	MARWADI/its Associates/ Research Analyst/ his Relative have any other material conflict of interest at the time of publication of the research report or at the time of public appearance?.	NO
4	MARWADI/its Associates/ Research Analyst/ his Relative have received any compensation from the subject company in the past twelve months.	NO
5	MARWADI/its Associates/ Research Analyst/ his Relative have managed or co-managed public offering of securities for the subject company in the past twelve months.	NO
6	MARWADI/its Associates/ Research Analyst/ his Relative have received any compensation for investment banking or merchant banking or brokerage services from the subject company in the past twelve months.	NO
7	MARWADI/its Associates/ Research Analyst/ his Relative have received any compensation for products or services other than investment banking or merchant banking or brokerage services from the subject company in the past twelve months.	NO
8	MARWADI/its Associates/ Research Analyst/ his Relative have received any compensation or other benefits from the subject company or third party in connection with the research report.	NO
9	MARWADI/its Associates/ Research Analyst/ his Relative have served as an officer, director or employee of the subject company.	NO
10	MARWADI/its Associates/ Research Analyst/ his Relative have been engaged in market making activity for the subject company.	NO





Research Team:

Mr. Jay Thakkar (VP & Research Head)

Technical & Derivative Team

Mr. Meet Joshi (Asst. Manager Research)

Mr. Manharsinh Jadeja (Equity Research Associate)

Mr. Gopal Sarvaiya (Equity Research Associate)

Commodity Team

Mr. Rajesh Chovatiya (Commodity Asst. Manager Research)

Mr. Narendra Sanchaniya (Commodity Research Associate)

Fundamental Team

Mr. Saurabh Joshi (Equity Research Analyst)

**Marwadi Shares and Finance Limited**

**Head Office :**

Marwadi Financial Plaza, Nana Mava Main Road, Off 150 Feet Ring Road, Rajkot-360001, Gujarat(India)

**Registered Office :**

Office No. 1, MCX Office, 17th Floor, Unit No. 1 & 2, GIFT ONE Tower, S.C. Road, Zone- 5, GIFT CITY,  
Gandhinagar - 382355, Gujarat

Phone: +91 281 6192000 / +91 281 7174000 | Email: [inquiry@marwadionline.in](mailto:inquiry@marwadionline.in)

Website: [www.marwadionline.com](http://www.marwadionline.com) | Facebook / Twitter / Instagram / LinkedIn:  
[@Marwadiindia](#)

*Disclaimer: 'Investment in securities market are subject to market risks, read all the related documents carefully before investing.'*

